

OAK

S T O V E S



Zeta Series

About Us



Oak Stoves is a family run business, we are based near the coast in West Glamorgan, South Wales. From here we design and manufacture a range of high-quality British made multi-fuel stoves.

We design and manufacture our stoves so they are easy to use and will be a valuable addition to your home, so you will get many years of efficient heat, warmth and service in your home from your Oak Stove. All of our stoves are designed and hand built using a combination of modern precision machinery and highly skilled labour in our purpose built technical centre.

The Zeta Series

The contemporary and stylish Scandinavian design style of the Zeta series will enhance any home. The Zeta is an elegant range of multi-fuelled stoves, with a large panoramic single glass door with an integrated flush handle. This allows the fire to be visible and attractive from most angles in your room.

The Zeta series is a range of High Quality British Made, multi-fuel stoves. Each model has variable heat controls providing both radiant and convected heat within their individual heat ranges.

The Zeta series are highly effective and efficient stoves. All models have a fully controllable Eco-Cleanburn air management system, including primary, secondary and tertiary air inlets. This delivers a highly efficient environmentally-friendly combustion chamber system that meets the very highest standards now demanded throughout Europe as defined by the standard BS. EN-13240:2001.



Key Features

- Multi-fuel stove including heavy duty remote riddle rotating grate and removable ash pan
- Highly efficient models to suit a range of variable heat outputs from 4kW to 12kW
- Radiant & conventional heat distribution
- Panoramic single door with large viewing window (4mm thick ceramic heat proof curved glass)
- Primary, secondary, and tertiary combustion including gas afterburn air management system for a cleaner burning stove
- Eco-Cleanburn air management system for a higher efficiency
- Fully tested and accredited to BS. EN-13240 and CE Marked
- Highly effective pre-heated double air wash system for super clean burning and minimal glass blackening giving the clearest possible view of the fire.
- Suitable for low energy passive houses: at the rear is an air inlet which allows ducting to an external air inlet supply
- Fully lined firebox with high temperature vermiculite bricks
- 10 Year Guarantee*
- Pre Stressed fully welded steel body (High tensile Carbon steel) provides superior strength
- British Made - 100% Quality Robust long life Construction

10 YEAR
GUARANTEE

**Guarantee covers the body of the stove only*

eco
cleanburn
technology



defra
Approval Pending







5kW
ZETA5L



10kW
ZETA10L



Zeta Log Store Stoves

Whether it is a large or small room - Zeta has the solution. The Zeta Log Store is a range of perfectly round multi-fuel stoves, it's stylish contemporary design was initially conceived from the round trunk of a 100 year old Oak tree.

These two models incorporate a log store for the safe and convenient storage of your logs.

	5kW Standard	5kW Side Windows	10kW
Model	ZETA5L	ZETA5LW	ZETA10L
Nominal Heat Output			
Wood	4.9kW to room	4.9kW to room	11.0kW to room
Smokeless Fuels	4.1kW to room	4.1kW to room	7.0kW to room
Min / Max range (Wood & Smokeless)	4.0kW to 6.0kW	4.0kW to 6.0kW	5.0kW to 12.0kW
Net Efficiency			
Wood	76.4%	76.4%	74.4%
Smokeless Fuels	77.7%	77.7%	74.8%
Key Dimensions			
Height	1050mm	1050mm	1235mm
Width	470mm	470mm	575mm
Depth	470mm	470mm	575mm
Weight	140kg	140kg	200kg
Other			
Flue Spigot	125mm (5")	125mm (5")	150mm (6")
Log Length	250mm long	250mm long	325mm long
Clearance To Combustibles (Rear / Side)	75mm / 300mm	75mm / 500mm	75mm / 300mm

10 YEAR
GUARANTEE

eco
cleanburn
technology

CE





5kW
ZETA5P



10kW
ZETA10P



Zeta Pedestal Stoves

The sleek and elegant Zeta Pedestal with its large panoramic glass door allows the fire to be viewed from most angles. This freestanding stove with its single pillar offers an ultra modern feel to your home and becomes an attractive centrepiece for any room.

These two models incorporate a robust pedestal base giving a stylish appearance to any room.

	5kW Standard	5kW Side Windows	10kW
Model	ZETA5P	ZETA5PW	ZETA10P
Nominal Heat Output			
Wood	4.9kW to room	4.9kW to room	11.0kW to room
Smokeless Fuels	4.1kW to room	4.1kW to room	7.0kW to room
Min / Max range (Wood & Smokeless)	4.0kW to 6.0kW	4.0kW to 6.0kW	5.0kW to 12.0kW
Net Efficiency			
Wood	76.4%	76.4%	74.4%
Smokeless Fuels	77.7%	77.7%	74.8%
Key Dimensions			
Height	1050mm	1050mm	1235mm
Width	470mm	470mm	575mm
Depth	470mm	470mm	575mm
Weight	130kg	130kg	170kg
Other			
Flue Spigot	125mm (5")	125mm (5")	150mm (6")
Log Length	250mm long	250mm long	325mm long
Clearance To Combustibles (Rear / Side)	75mm / 300mm	75mm / 500mm	75mm / 300mm

10 YEAR
GUARANTEE

eco
cleanburn
technology

CE





5kW
ZETA5C



10kW
ZETA10C



Zeta Compact Stoves

The Compact model is modern and sophisticated, it has been specifically designed to be shorter in its overall height, yet it has exactly the same unique features and still boasts the same heat output as the Pedestal and Log Store models.

The 5kW Compact will fit into most fireplaces, however both look fantastic and graceful either in an inglenook or freestanding in a room. These two models both retain the sleek, modern style of the Zeta range.

	5kW Standard	5kW Side Windows	10kW
Model	ZETA5C	ZETA5CW	ZETA10C
Nominal Heat Output			
Wood	4.9kW to room	4.9kW to room	11.0kW to room
Smokeless Fuels	4.1kW to room	4.1kW to room	7.0kW to room
Min / Max range (Wood & Smokeless)	4.0kW to 6.0kW	4.0kW to 6.0kW	5.0kW to 12.0kW
Net Efficiency			
Wood	76.4%	76.4%	74.4%
Smokeless Fuels	77.7%	77.7%	74.8%
Key Dimensions			
Height	850mm	850mm	1025mm
Width	470mm	470mm	575mm
Depth	470mm	470mm	575mm
Weight	120kg	120kg	160kg
Other			
Flue Spigot	125mm (5")	125mm (5")	150mm (6")
Log Length	250mm long	250mm long	325mm long
Clearance To Combustibles (Rear / Side)	75mm / 300mm	75mm / 500mm	75mm / 300mm

10 YEAR
GUARANTEE

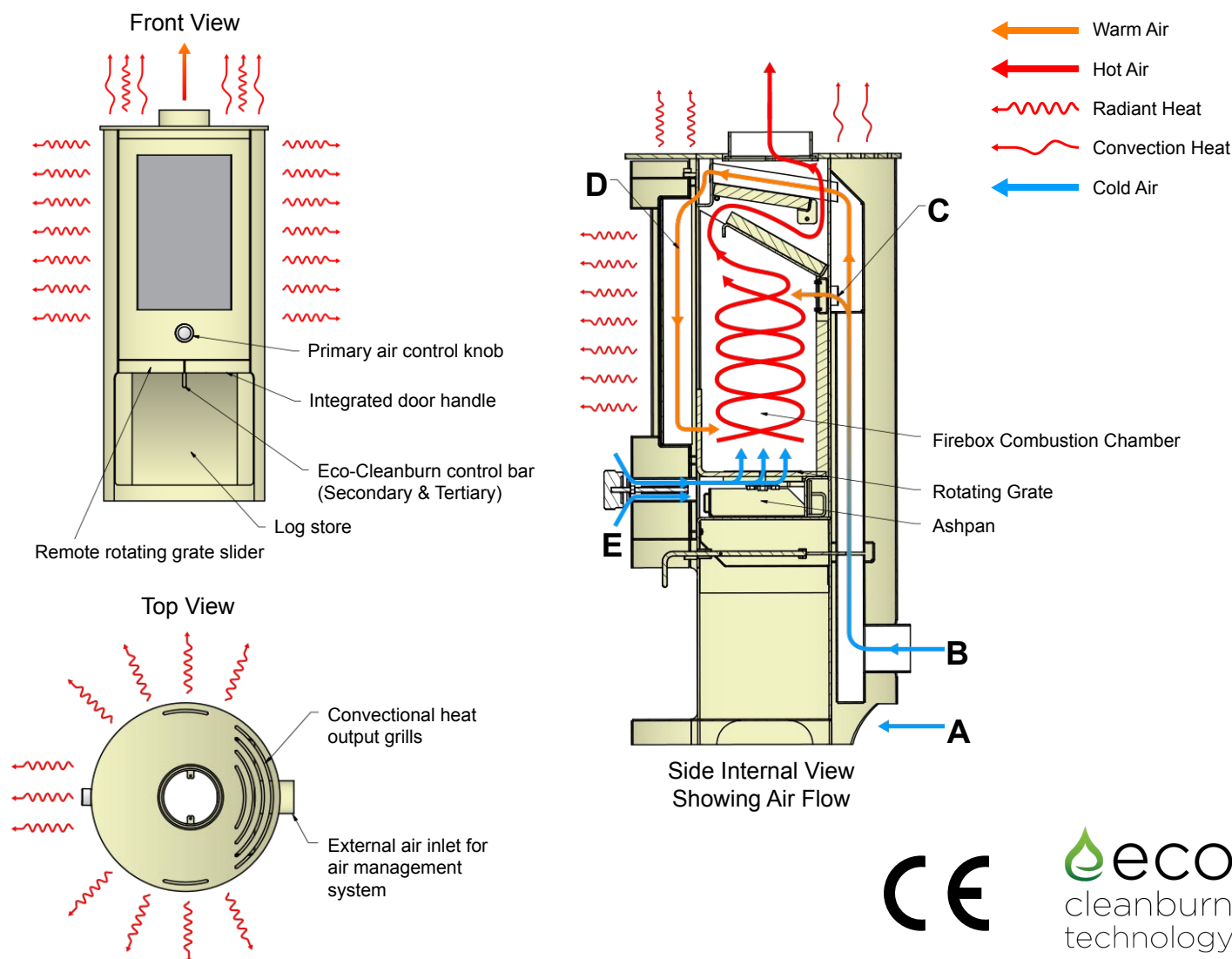
eco
cleanburn
technology

CE

Oak Stoves Technology

The innovation behind our stoves is the reason they perform so well, giving you optimum heat output via our Eco-Cleanburn technology system while still burning cleanly and efficiently.

The entire Zeta series has been independently tested and certified in the UK by BSRIA (Building Services Research and Information Association) to conform to the European standard of EN-13240:2001.



eco
cleanburn
technology

A - Room Temperature air is drawn into the convection chamber through this inlet. The convection chamber surrounds the fire box and heats up the air quickly before it is forced out of the convection grills on the top plate of the stove. This maximises heat output from the stove and assists in heating the room faster. As it provides convection heat which aids even heat distribution all around your room rather than just in one concentrated area.

B - This Air Inlet is for the Eco-Cleanburn system, you can either draw air into the stove from the room or alternatively you can fit ducting to an external air supply from outside of your home to aid the overall efficiency of the stove.

This air is then pre-heated before being either diverted to the gas after-burner system or to the air wash on the door glass to help prevent blackening of the glass. The control for this air is at the front of the stove.

C - Preheated air is forced onto the gas after-burner bar which re-ignites any unburnt gases, ensuring that all gases are burnt off and heat output is maximised from the fuel load.

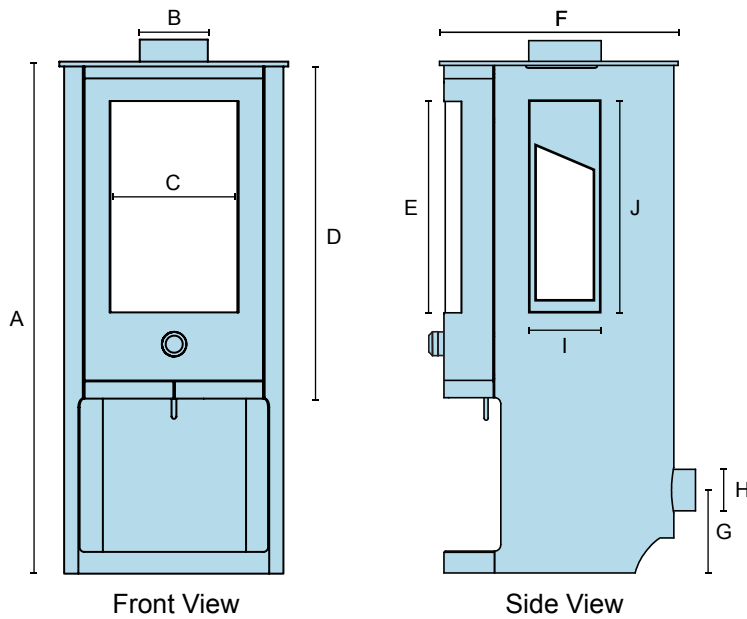
This minimises the CO₂ emissions and ensures that the heat stays in the fire box and ultimately the room rather than going up the chimney. Maximising fuel efficiency and heat output.

D - Pre-heated air from the double heat exchanger at the top of the stove drives air down the front of the door glass which delivers super clean burning and minimises glass blackening giving the clearest possible view of the fire.

E - Air from the room is directly fed through the primary air inlet control knob, this is used when lighting wood or when burning smokeless mineral fuels.

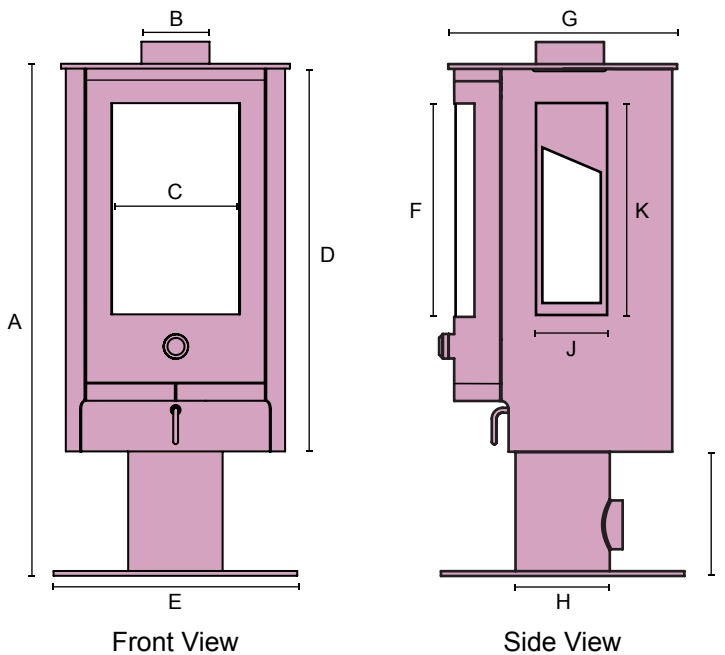
Technical Drawings

All dimensions shown are in mm



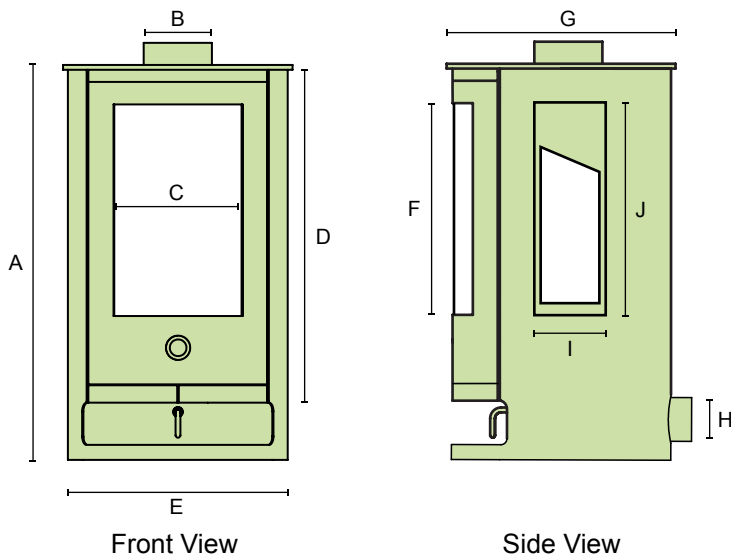
The Zeta Log Store

	5kW	10kW
Model	ZETA5L/LW	ZETA10L
A	1050mm	1235mm
B	125mm	150mm
C	300mm	380mm
D	675mm	850mm
E	420mm	540mm
F	470mm	575mm
G	200mm	200mm
H	100mm	100mm
I	150mm	-
J	420mm	-



The Zeta Pedestal

	5kW	10kW
Model	ZETA5P/PW	ZETA10P
A	1050mm	1235mm
B	125mm	150mm
C	300mm	380mm
D	800mm	960mm
E	500mm	555mm
F	420mm	540mm
G	470mm	575mm
H	195mm	250mm
I	240mm	265mm
J	150mm	-
K	420mm	-



The Zeta Compact

	5kW	10kW
Model	ZETA5C/CW	ZETA10C
A	850mm	1025mm
B	125mm	150mm
C	300mm	380mm
D	675mm	850mm
E	460mm	565mm
F	420mm	540mm
G	470mm	575mm
H	100mm	100mm
I	150mm	-
J	420mm	-



S T O V E S



Your local dealer is:

Oak Stoves, 11 Village Farm Road, Village Farm Industrial Estate, Pyle, Bridgend, CF33 6BL
t: +44 (0)845 644 2486 e: sales@oakstoves.co.uk w: www.oakstoves.co.uk